

BTH-130.R24

Table-type Horizontal Boring and Milling Machine



Machine Specifications			BTH-130.R24
Travel	X-axis travel (Cross movement of table)	mm [in]	3 000 [118]
	Y-axis travel (Vertical movement of spindle head)	mm [in]	2 300 [90]
	Z-axis travel (Longitudinal movement of table)	mm [in]	1 500 [60]
	W-axis travel (Spindle extension)	mm [in]	500 [20]
Table	Table working surface	mm [in]	2 000x2 400 [78.7x94.4]
	Table loading capacity	kg [lbs]	20 000 [44 000]
Spindle	Spindle diameter	mm [in]	130 [5.1]
	Spindle speed range	min-1	5 to 2 500 OP:6 to 4 000
Feedrate	Rapid traverse rate	X,Y,Z mm/min [ipm]	14 000 [551.1]
		W mm/min [ipm]	5 000 [196.8]
		B deg/min	500
	Feedrate	mm/min [ipm]	1 to 7 000 [0.04 to 275.5]
Spindle motor	30 min.rating / cont.rating	kW [HP]	AC30/22 [AC40/30]
Accuracy	Positioning	X,Y,Z mm [in]	±0.004 [±0.00016]
	Repeatability	X,Y,Z mm [in]	±0.002 [±0.00008]
Machine size	Height x Width x Depth	mm	5060 x 6740 x 7140
		in	199.2 x 265.4 x 281.1


Shibaura Machine

755 Greenleaf Avenue | Elk Grove Village, IL 60007 | mt-sales@shibaura-machine.com

Option Accessories



Angle head

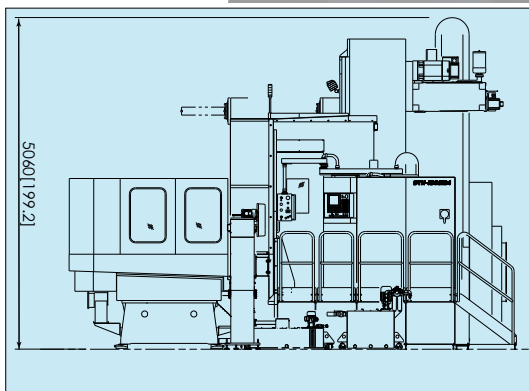
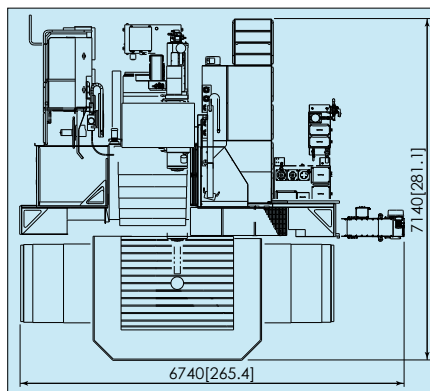


Automatic Measuring



Automatic Tool Length Measuring

Machine General Views



Machine Accessories

- TOSNUC 999 Control system
- Auto spindle clamp unit
- Spindle cooling unit
- Auto power shut down
- High power spindle drive motor
- Long nose spindle head [Extended 7.87in](OP)
- CTS
- HEIDENHAIN feed back scale X,Y,Z and B

- Number of Auto Tool Change : 60
- CAT 50
- Table reference piece
- Table indexing 0.0001deg and locate pin on every 90deg
- Safety cover on operator side and ATC side
- Manual operation box with current position monitor

Shibaura Machine

755 Greenleaf Avenue | Elk Grove Village, IL 60007 | mt-sales@shibaura-machine.com
<https://www.shibaura-machine.com/>